



PostPlus
we deliver

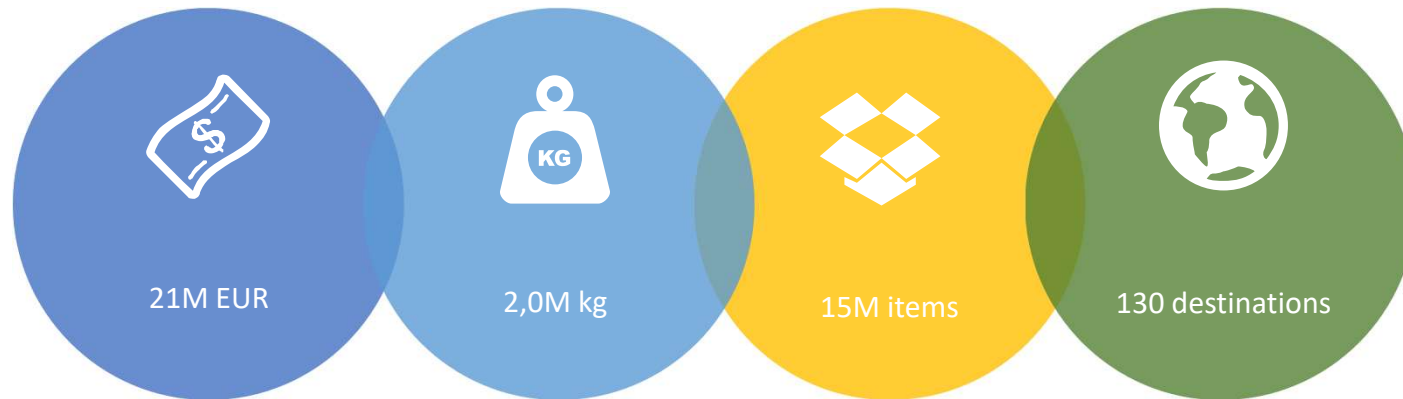
PostPlus Group B.V.

Your strategic and neutral partner
for customized
global cross-border delivery

Geographical presence



PostPlus Facts and Figures 2024



Top destinations:

Israel, Sweden, Norway, Switzerland, Denmark, Serbia, Finland, Holland, Mexico, Poland, Romania, Germany

PostPlus business scope



01.

Delivery of printed matter, packets and parcels via **international postal** services



02.

Delivery of packets and parcels via **non-postal** solutions



03.

Various flexible Customs regime solutions: EU B2C, C2C DDP (IOSS and high value clearance), non-EU DDP, DDU





04.

Mail transit solutions for worldwide postal administrations

Core Product Offering

Optimizing the way purchases travel from sellers to buyers worldwide



Arrival at AMS airport



Customs Clearance,
Sorting, Handling



Linehaul to the Destination



Final Delivery

Our clients are from Asia, USA and Europe: Alibaba, Wish.com, Ebay, their logistics arms, consolidators, individual sellers etc.

...and variations

End-to-end



Pick-up from customer



Arrival at AMS airport




Customs Clearance,
Sorting, Handling



Linehaul to the
Destination



Final Delivery



Direct Injection



Arrival at Destination
Airport



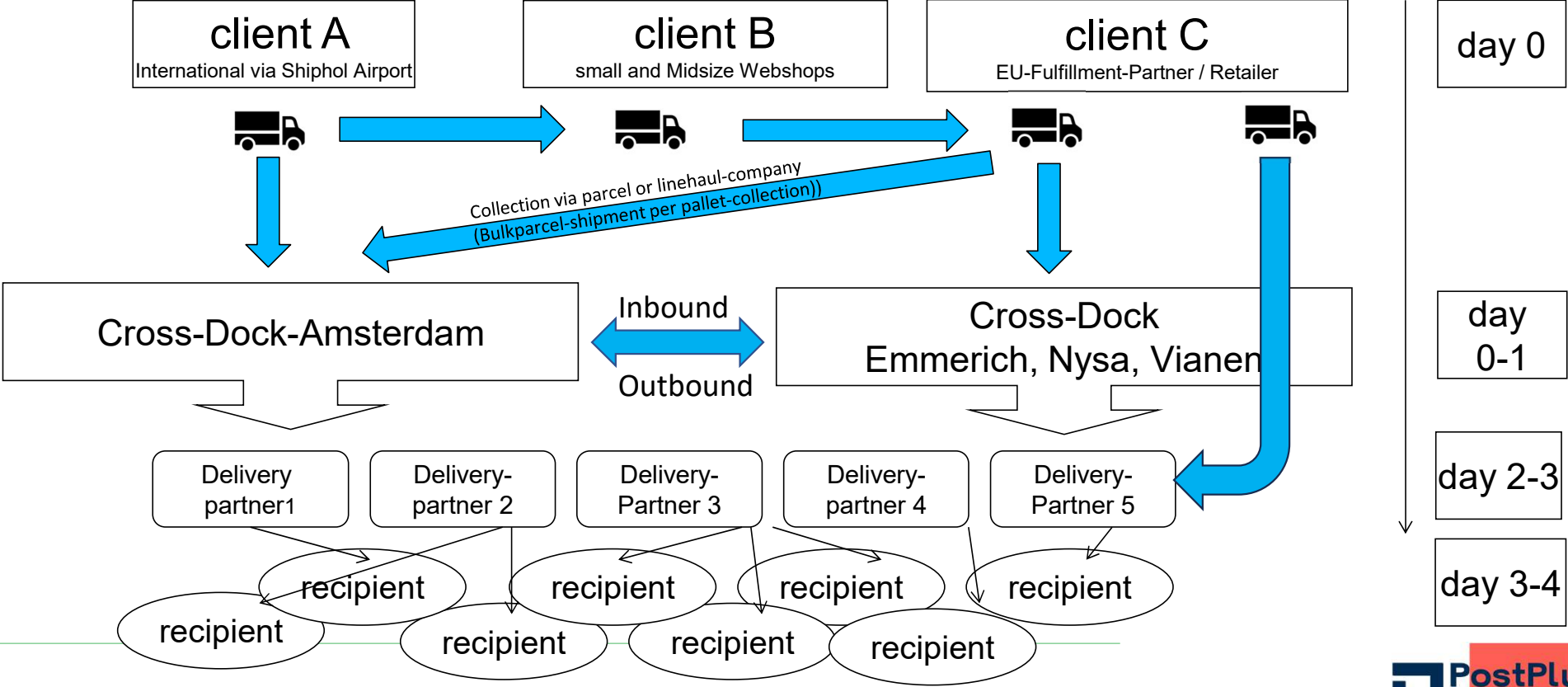
Customs Clearance,
Sorting, Handling



Final Delivery

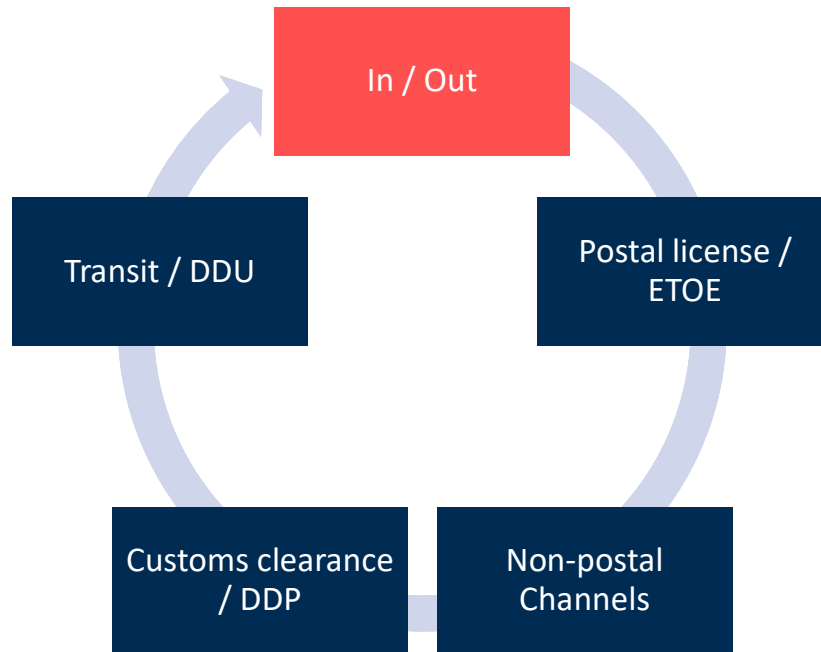
EU-Country Solutions Outbound

Inbound Crossdock's



Our Business Model

AMS Terminal



Quality management


KPIs we monitor

- **Full-transit time**

End-to-end delivery consist of several different parts. When we talk about full-transit time we mean time which starts from your parcels arriving at Amsterdam airport until they are delivered to the end-customers. Usually it comprises: arrival at Amsterdam airport- collection- custom clearance- terminal handling transportation to destination country- last mile. We have calculated the average transit time for each country and monitor it every day.

- **Successful delivery ratio**

The percentage shows the ratio of parcels that are successfully delivered to a destination compared to the number of parcels that have been sent out by the sender. PostPlus has no country where the successful delivery ratio is under 90 percent.



Quality management

Programs

Power BI that includes the tracking information from different sources (17.track, postal operators, commercial partners, PostPlus internal tracking etc).

LM quality tracking

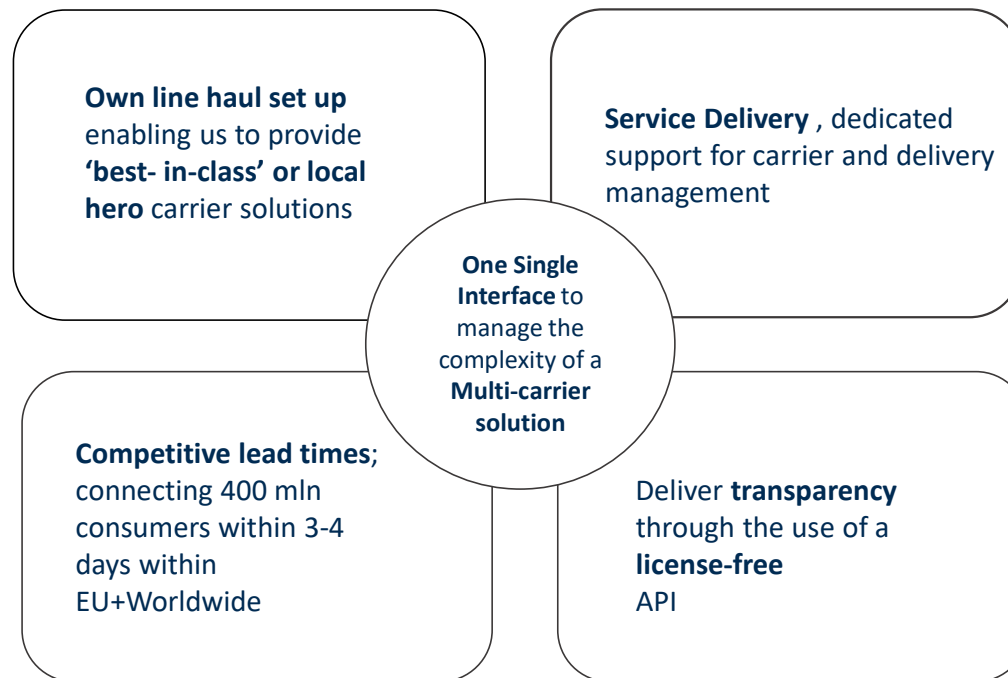
Pages: MailSubType, Carrier, Destination, TrackingNrs, StopClockRatio, DeliveredRatio, QualifiedRatio, 1stDayRatio, 2ndDayRatio, 3rdDayRatio, 4thDayRatio, 5thDayAndOnwardRatio, Average of L_Mile

MailSubType: NotRegistered, Premium, Prime, Registered

Carrier: Post LT, Post UZ

Destination	TrackingNrs	StopClockRatio	DeliveredRatio	QualifiedRatio	1stDayRatio	2ndDayRatio	3rdDayRatio	4thDayRatio	5thDayAndOnwardRatio	Average of L_Mile
BR	6	100.00%	100.00%	100.00%				16.67%	100.00%	6.80
HR	9	100.00%	100.00%	100.00%	22.22%	77.78%	88.89%	88.89%	100.00%	2.49
SI	28	100.00%	100.00%	89.29%	39.29%	57.14%	89.29%	92.86%	100.00%	2.17
LU	80	100.00%	98.75%	97.50%	72.50%	100.00%	100.00%	100.00%	100.00%	0.82
SK	41	97.56%	97.56%	97.56%	19.51%	48.78%	63.41%	95.12%		2.07
IE	453	97.35%	97.35%	97.35%	39.74%	50.77%	65.78%	87.64%		2.25
LT	8239	99.71%	97.21%	99.53%	27.56%	65.83%	87.16%	97.03%		1.84
CZ	98	98.98%	96.94%	94.90%		29.59%	44.90%	79.59%		3.45
CH	612	96.41%	96.41%	96.24%	25.33%	39.22%	67.97%	78.92%		2.59
NL	448	97.32%	95.54%	95.31%	25.00%	63.17%	79.24%	82.59%		2.29
ME	9361	99.52%	95.40%	40.20%	62.01%	63.02%	71.76%	79.19%		1.85
DK	13888	95.46%	94.66%	95.26%	13.82%	69.86%	80.52%	92.04%		1.70
AT	449	97.33%	94.65%	97.33%	0.89%	41.65%	60.36%	93.10%		2.59
LV	5000	96.20%	94.48%	96.14%	44.74%	52.82%	83.96%	93.94%		1.87
IT	155	98.06%	94.19%	64.52%	1.94%	50.32%	79.35%	85.16%		2.68
EE	91	100.00%	93.41%	97.80%	81.32%	93.41%	97.80%	97.80%		1.03
PT	41	92.68%	92.68%	90.24%	12.20%	48.78%	53.66%	73.17%		3.12
ES	1044	94.35%	92.15%	87.07%	0.10%	2.01%	12.74%	36.30%		5.30
CY	342	94.74%	90.64%	92.11%	10.53%	71.93%	88.30%	90.64%		2.24
GR	84	97.62%	90.48%	92.86%		7.14%	10.71%	44.05%		5.32
RO	165	96.97%	90.30%	96.36%		21.21%	33.94%	48.48%		4.01
FR	1878	90.89%	89.03%	89.51%	1.44%	23.96%	50.16%	73.48%		3.38
BE	242	99.17%	88.84%	97.11%	73.97%	74.79%	94.63%	94.63%		1.72
Total	109499	97.48%	96.82%	80.88%	53.39%	70.20%	81.54%	89.10%	97.48%	1.45

PostPlus: Our value proposition for a great customer-experience



Contact us

PostPlus Group

PostPlus Deutschland GmbH
Stadtweide 17
46446 Emmerich am Rhein
Germany

www.post.plus
Tel. +31 207055770

Sven Schwope: +49 (0)152 09050741
sven.schwope@post.plus

